

LA 1000

LINE AMPLIFIER

TECHNICAL DATA SHEET AND INSTALLATION AND OPERATING INSTRUCTIONS



MODEL LA -1000

DESCRIPTION


The LA-1000 Line Amplifier is a device that restores the level of audio signal that is lost through long transmission. Installed between the Louroe microphone and base station, it allows for runs up to 1,000' (305m) between the microphone and LA-1000, and up to 1,000' (305m) to the base station, for a total of 2,000' (610m). Requires 12 Vdc power. Power transformer included.

WIRING REQUIREMENTS

2 Conductor **shielded** cable, 22 gauge with a 24 gauge drain wire

NOTE: Unshielded cable is not satisfactory for audio systems

West Penn 452 or equivalent



SPECIFICATIONS

▪ Frequency compensation	10dB
▪ Input impedance	1000Ω
▪ Power supply	12 Vdc, 500mA
▪ Dimensions	6 1/8" L x 4 5/8" W x 1 3/4" H

WIRING REQUIREMENTS

2 Conductor **shielded** cable, 22 gauge with a 24 gauge drain wire

NOTE: Unshielded cable is not satisfactory for audio systems

West Penn 452 or equivalent



WIRING CONNECTION

I Microphone Connection

All Louroe Microphones contain a 3-pin terminal block marked A, B, C

A = 12Vdc Power (red)
B = Audio Output (black)
C = Ground (bare)

II Bring in one end of recommended wiring and connect as follows:

Red wire connects to Pin A of Microphone
Black wire connects to Pin B of Microphone
Bare wire connects to Pin C of Microphone

III Run other end of cable to the LA-1000 Line Amplifier. The input side of LA-1000 contains a 3-pin terminal block marked A, B, C. Matching wire colors connect:

Red wire connects to Pin A of input side of LA-1000
Black wire connects to Pin B of input side of LA-1000
Bare wire connects to Pin C of input side of LA-1000

IV The output side of LA-1000 contains a 2-pin terminal block marked B and C. Using a single conductor cable with a drain wire connect:

Black wire to Pin B of output side of LA-1000
Bare wire to Pin C of output side of LA-1000
(Red wire is not used)

V CONNECTION TO LOUROE BASE STATION OR LOUROE INTERFACE ADAPTER

Run other end of single conductor cable to the recording device (Louroe Audio Base Station or Audio Interface Adapter) and connect to the 3-pin terminal block marked A, B, C.

Black wire to Pin B of output side of LA-1000 connects to Pin B
Bare wire to Pin C of output side of LA-1000 connects to Pin C
Pin "A" of base station/interface adapter is not used.

VI Applying power to the LA-1000 Line amplifier

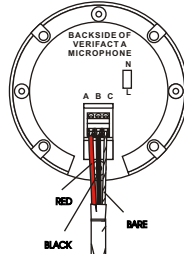
- 1) Included with the LA-1000 is a 120Vac/12Vdc Power Supply. First connect the small female end to the 12Vdc power jack located on the input side of LA-1000.
- 2) Then connect power block to a 120Vac source.

NOTE: If power source is other than 120Vac, an adapter (not supplied by Louroe) will be required to match voltage.

INSTALLATION AND OPERATING INSTRUCTIONS

INTERCONNECTION DIAGRAM

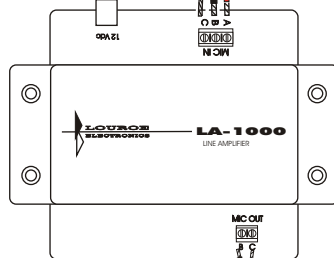
All Louroe Microphones are compatible with the LA-1000 Line Amplifier. Verifact "A" Microphone used as an example.



A = 12Vdc (red)
B = Audio Output (black)
C = Ground (bare)



LA-1000
Line Amplifier



WIRING REQUIREMENTS

2 Conductor shielded cable, 22 gauge with a 24 gauge drain wire

NOTE: Unshielded cable is not satisfactory for audio systems

West Penn 452 or equivalent




This wire not used

LOUROE
BASE STATION
OR AUDIO INTERFACE
ADAPTER



NOTE: If using a Louroe Speaker/Microphone, the two speaker wires bypass the LA-1000 and connect directly to the base station.



MANUFACTURED IN THE



IMPORTANT NOTICE

When this equipment is used as part of an audio monitoring system, the law requires that the public be given notice of AUDIO MONITORING ON THE PREMISES. A decal notice is included with each microphone shipped.



Federal Law References:
Federal Regulations, US Code, Title 18.
Crime and Criminal Procedure, Sec 2510.

WARRANTY

LOUROE ELECTRONICS warrants that at the time of shipment products manufactured by LOUROE ELECTRONICS to be free of defects in material and workmanship. Should a defect appear within one year (12 months) from date of shipment, LOUROE ELECTRONICS will, at its sole discretion, repair or replace the defective equipment. This equipment shall not be accepted for repair or return without prior notification by LOUROE ELECTRONICS.

This warranty does not extend to any Louroe product that has been subjected to improper or incorrect installation, misuse, accident, or in violation of installation instructions provided by LOUROE ELECTRONICS.

Returned shipments to LOUROE ELECTRONICS shall be at customer's expense. LOUROE ELECTRONICS will return the equipment prepaid via best way.