

1 IPHelper



<http://downloadstore.boschsecurity.com/>

Download >> Install




2 Lens Wizard

Configuration >> Camera >> Installer Menu

Installer Menu

Base frame rate: 25 fps

Camera LED: Enabled Disabled

Button 'MENU': Enabled Disabled

Analog output: 16:9

Positioning

Coordinate system: Not set

Set

Reboot device: Reboot

Factory defaults: Defaults

Lens Wizard...

3 Zoom & Focus

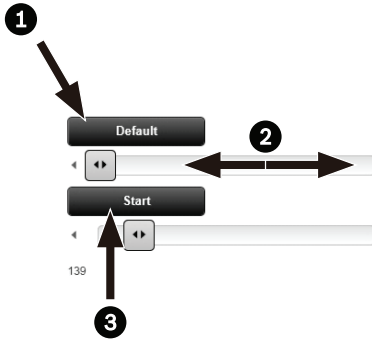
Set lens to default position

Optical zoom


Autofocus

Focus position day

Focus indicator



4 View & Configure




<http://downloadstore.boschsecurity.com/>

Bosch Video Client

Video Security Client

Configuration Manager



DINION IP bullet 4000 / 5000 HD

NTI-40012-A3 | NTI-50022-A3



Quick Installation Guide

Bosch Security Systems B.V.
 Torenallee 49
 5617 BA Eindhoven
 The Netherlands
www.boschsecurity.com
 © Bosch Security Systems B.V., 2015

