

CAT 6 HD Modular Connector, 400 Pack

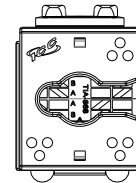
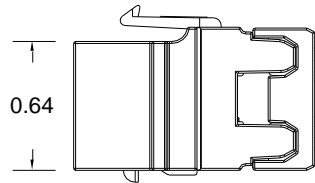
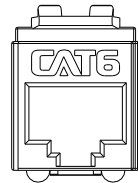
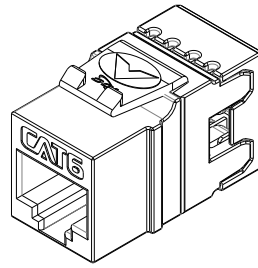
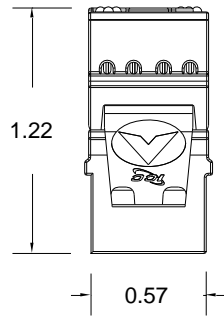
Package Includes

- A. CAT 6 HD Module, 400 PCS.
- B. JackEasy Termination Tool, 1 PC
- C. Installation Instructions, 1 sheet



Features and Benefits

- CAT 6 rated connectors provide excellent performance for data networks requiring maximum speed and bandwidth.
- PCS technology provides maximum performance and superior signal quality.
- Enhanced crosstalk cancellation reduces return loss and improves performance by rejecting noise and unwanted signals.
- Exceeds ANSI/TIA-568-C requirements for permanent, channel link and component Performances.
- Engineered to provide 110 IDC termination reducing installation time
- Reduced rear footprint allows for greater connectivity density and provides for more port configuration in a smaller area.
- Includes an integrated TIA-568A/B color wiring diagram
- Backwards compatible to all lower rated category components
- Compatible with all IC107 faceplates, inserts, surface mount boxes, and blank patch panels.
- Compatible with all IC108 furniture faceplates, bezels, and surface mount boxes.
- Used with ICC Category 6 ICPCSK series patch cords
- Available in Blue and White
- Jackeasy Termination Tool is included for convenience-- ICACSPDTEH
- UL 1863 compliant



NOTE: UNLESS OTHERWISE SPECIFIED

1. CAT 6 Module:

A. Electrical:

- Current Rating: 1.5 AMPS
- Insulation Resistance: 500 MOHMS Min
- Contact Resistance: 20 MOHMS Max
- DC Resistance: 0.1 OHM Max

CAT 6 Connecting Hardware Requirements												
Frequency (MHz)	1.0	4.0	8.0	10.0	16.0	20.0	25.0	31.25	62.5	100	200	250
NEXT Loss (dB)	75.0	75.0	75.0	74.0	69.9	68.0	66.0	64.1	58.1	54.0	48.0	46.0
FEXT Loss (dB)	75.0	71.1	65.0	63.1	59.0	57.1	55.1	53.2	47.2	43.1	37.1	35.1
RETURN Loss (dB)	35.0	30.0	30.0	30.0	30.0	30.0	30.0	30.0	28.1	24.0	18.0	16.0
Insertion Loss (dB)	0.10	0.10	0.10	0.10	0.10	0.10	0.10	0.11	0.16	0.20	0.28	0.32

B. Mechanical:

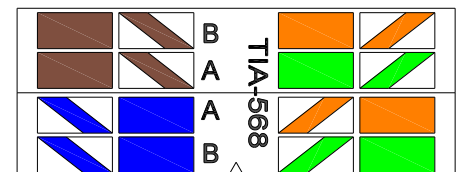
- Plug Insertion Life: 750 Cycles Min
- Plug & Jack Contact Force: 100 Grams Min
Using FCC approved plug
- Plug Retention Force: 50N (11 LBS) for 60s ± 5s
- Temperature: -40° to 150°F (-40° to 68°C)

C. Physicals:

- Housing: High Impact, Flame Retardant Plastic, UL 94V-0
- Jack Wiring: Phosphor Bronze Alloy Plated with 50 µin of Gold
over 70~100 µin of Nickel
- Connector: Insulation Displacement Connector (IDC)
Accepts 22~24 AWG Solid Wire

D. Colors: XX: BL-Blue & WH-White

WIRING DIAGRAM



2. Termination Cap:

- A. Material: PC, UL 94V-0
- B. Color: Transparent red

