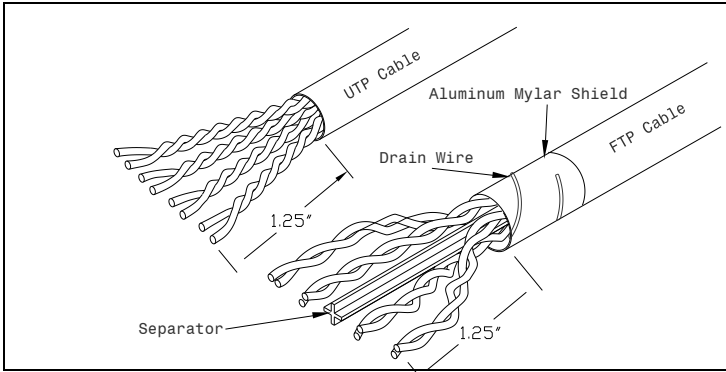




CAT 6 and CAT 5e Modular Plug, Solid/Stranded

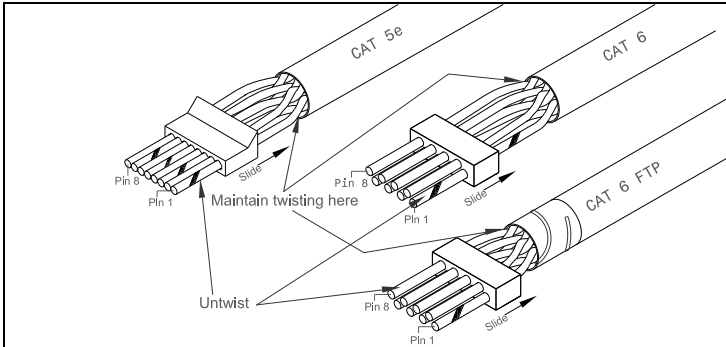
INSTALLATION INSTRUCTIONS



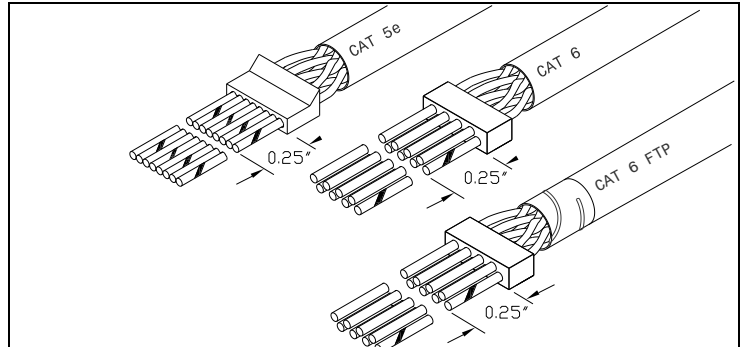
Step 1: Strip 1.25" off cable jacket. Remove cable surrounding clear plastic wrap or center separator, if necessary. Cut off Separator.
For CAT 6/5e FTP cables wrap the aluminum foil around the cable, wrap the drain wire in a spiral pattern around the foil.

T568A		T568B	
Pin	Color	Pin	Color
1	White/Green	1	White/Orange
2	Green	2	Orange
3	White/Orange	3	White/Green
4	Blue	4	Blue
5	White/Blue	5	White/Blue
6	Orange	6	Green
7	White/Brown	7	White/Brown
8	Brown	8	Brown

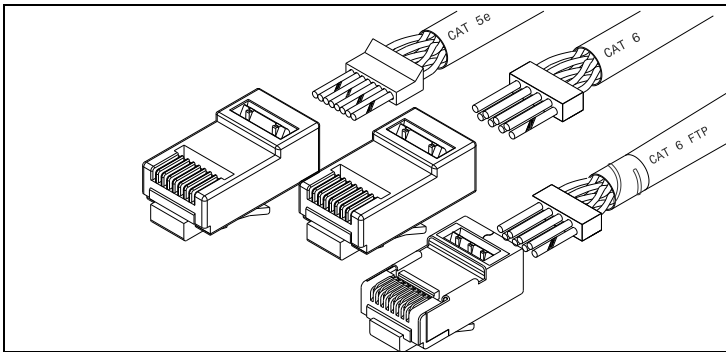
Step 2: Determine between T568A or T568B.



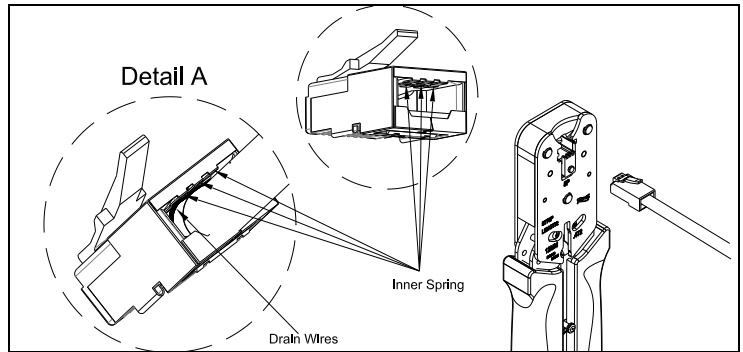
Step 3: Untwist wires and feed them through the loading bar. Slide the bar close to the jacket as much as possible.
Note: Loading bar accepts Ø0.04" max of insulated conductor



Step 4: Measure 0.25" from the front of the loading bar to the edge of the wires and trim off any excess wire.



Step 5: Insert cable with loading bar into the modular plug as oriented above.



Step 6: Terminate the modular plug using an 8P8C crimping tool.
Note: For CAT 6/5e shielded cable, make sure the drain wires make contact with the three inner springs and there are no exposed wires (see Detail A), trim off any excess wires and aluminum Mylar shield, if necessary.

888-ASK-4ICC

csr@icc.com

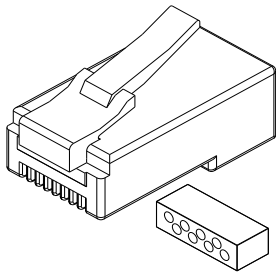
icc.com



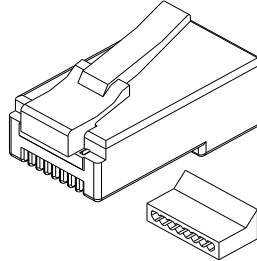
CAT 6 and CAT 5e Modular Plug, Solid/Stranded

INSTALLATION INSTRUCTIONS

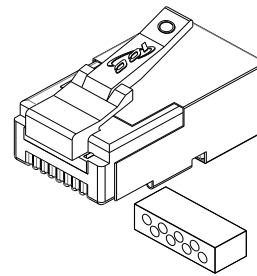
CAT 5e Modular Plug



CAT 6 Modular Plug



CAT 6/5e Shielded Modular Plug

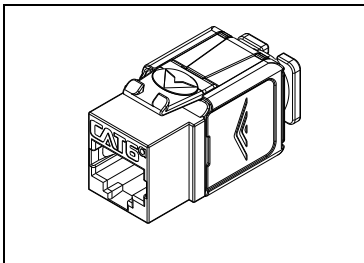


PART NUMBER	DESCRIPTION
ICMP8P8C5E	CAT 5e 8P8C RJ-45 Modular Plug with Loading Bar, Stranded, 100 Pack
ICMP8P8C6E	CAT 6 8P8C RJ-45 Modular Plug with Loading Bar, Solid/Stranded, 100 Pack
ICMP8P8C6S	CAT 6 8P8C RJ-45 Shielded Modular Plug with Loading Bar, Solid/Stranded, 100 Pack

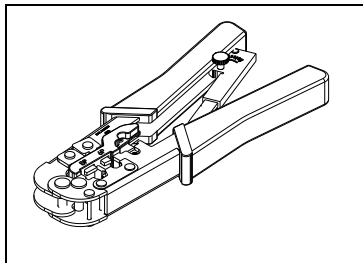
FEATURES AND BENEFITS

- Designed for 8-Position 8-Conductor, solid or stranded wire, round CAT 6 cables and CAT 5e UTP cables.
- Loading bar enhances performance.
- Ideal for customization of patch cords for voice or high speed data applications.
- Meets TIA-568-C Category 5e and Category 6 requirements.
- CAT 5e accepts 26~24 AWG stranded wires and CAT 6 accepts 24-23 AWG solid or stranded wire.
- Use with modular crimping tools
- UL® listed.

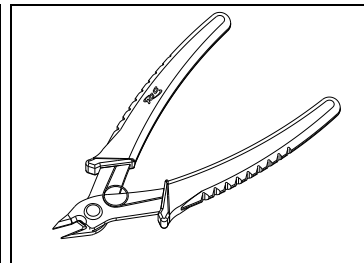
OPTIONAL ACCESSORIES



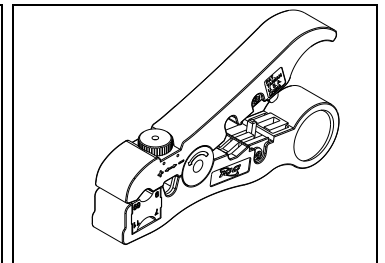
CAT 6A HD FTP Modular Connector
IC1078S6A0
 • Shielded housing provides against EMI
 • Provide excellent performance for data networks



Universal Modular Crimping Tool
ICACSCT864
 • Crimps 4, 6, & 8-Position modular plugs
 • Built-in steel blade strips and cuts cable



Wire Cutter Tool
ICACSWRCTR
 • Knife-like blades
 • Provides an accurate shear type cut



Deluxe Stripper Tool
ICACSTSUCD
 • Strip UTP, STP, and coax cable
 • 5~06.2mm wire diameter
 • RG-59-RG-6-RG-7 and RG-11

888-ASK-4ICC

csr@icc.com

icc.com