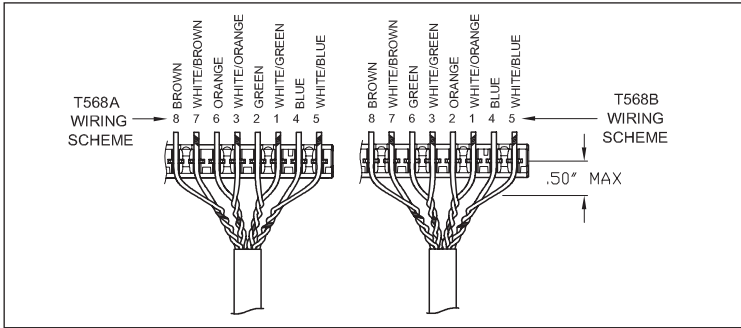


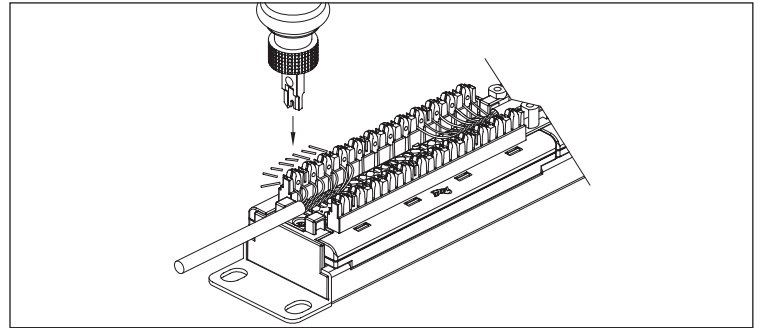


CAT 6 & CAT 5e Data Patch Panels

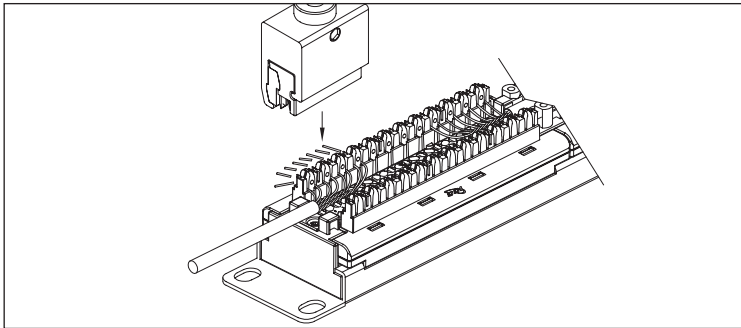
INSTALLATION INSTRUCTIONS



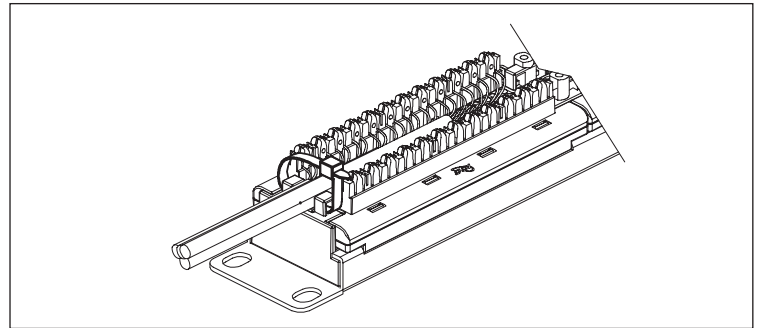
Step 1. Choose between T568A or T568B wiring configuration.



Step 2A. Terminate conductors using a single blade punch down tool.

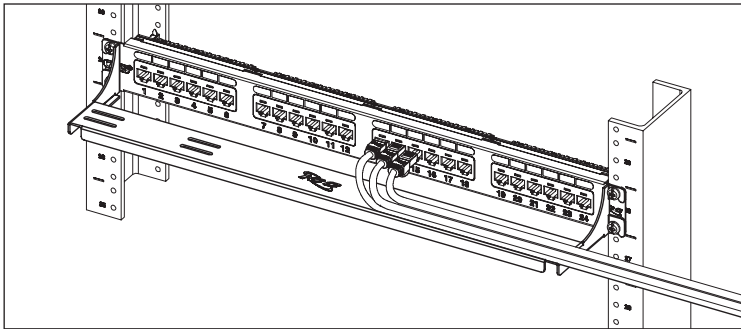


Step 2B. Terminate conductors using a four pair punch down tool.

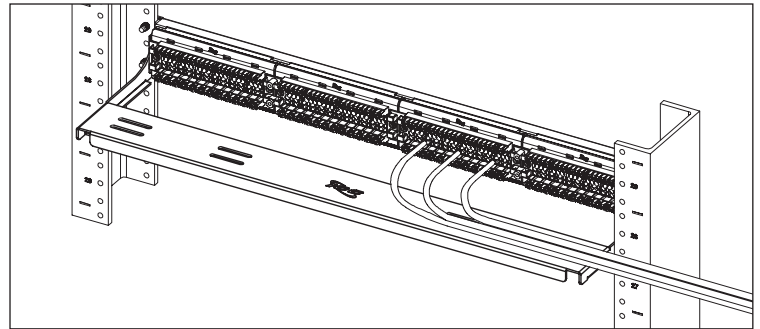


Optional: Use cable ties to secure cable bundles.

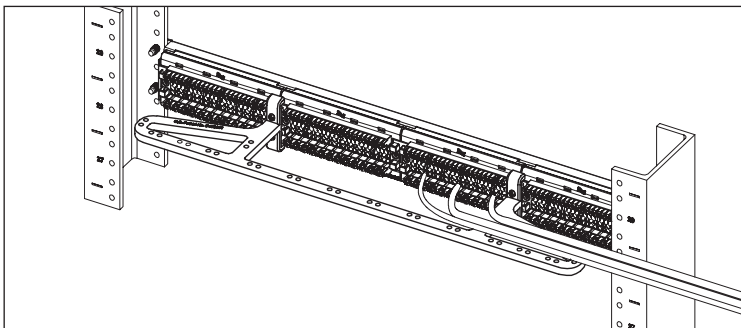
OPTIONAL ACCESSORIES



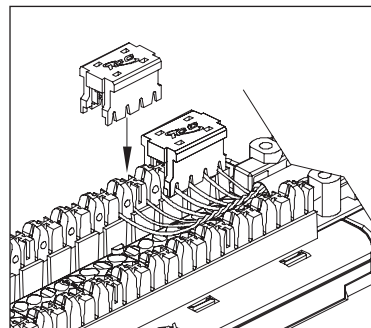
Optional. Install cable management in front of the patch panel.



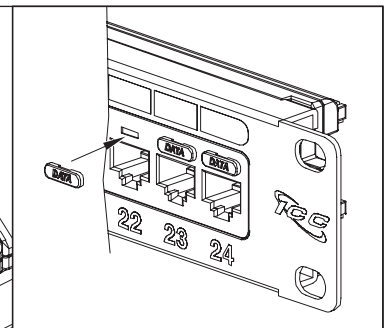
Optional. Install metal cable management panel in rear of the patch panel.



Optional. Install plastic cable management bar in rear of the patch panel.



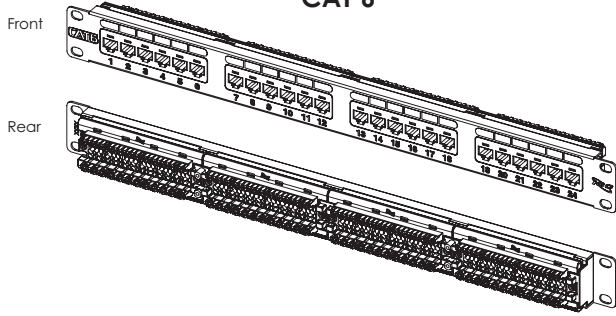
Optional. Install retention cap onto IDC.



Optional. Identify each port with colored icons.

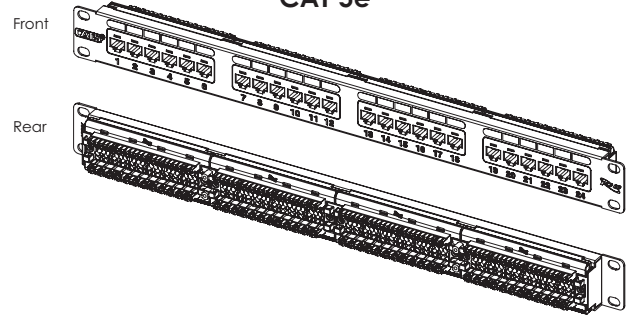
CAT 6 & CAT 5e Data Patch Panels

CAT 6

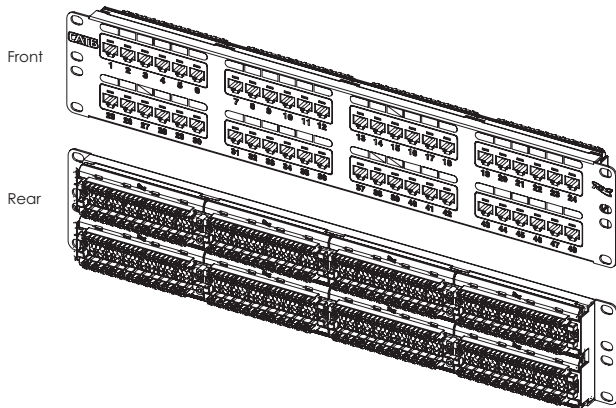


Item No.	Description	Screws
ICMPP2460V	CAT 6, 24-Port, 1 RMS, 6-Pack	24
ICMPP02460	CAT 6, 24-Port, 1 RMS, Single-Pack	4

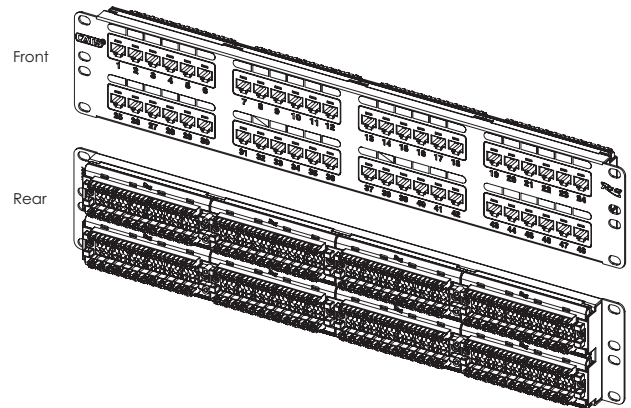
CAT 5e



Item No.	Description	Screws
ICMPP245EV	CAT 5e, 24-Port, 1 RMS, 6-Pack	24
ICMPP0245E	CAT 5e, 24-Port, 1 RMS, Single-Pack	4



Item No.	Description	Screws
ICMPP4860V	CAT 6, 48-Port, 2 RMS, 6-Pack	24
ICMPP04860	CAT 6, 48-Port, 2 RMS, Single-Pack	4

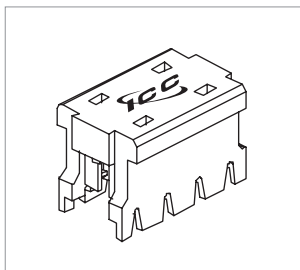


Item No.	Description	Screws
ICMPP485EV	CAT 5e, 48-Port, 2 RMS, 6-Pack	24
ICMPP0485E	CAT 5e, 48-Port, 2 RMS, Single-Pack	4

F E A T U R E S & B E N E F I T S

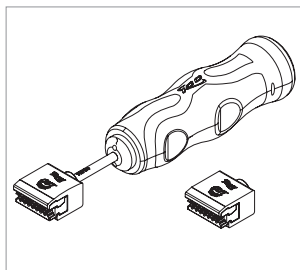
- Enhanced crosstalk cancellation and reduced return loss for high bandwidth network requirements
- Exceeds ANSI/TIA-568 connecting hardware Component Rating requirements
- True 110 IDC termination for reduced installation time and improved wire retention
- Meets FCC Part 68, 50 micro inch gold plating on all modular contacts for corrosion resistance and multiple insertions
- UL listed

O P T I O N A L A C C E S S O R I E S



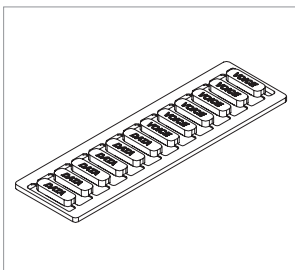
Retention Caps
IC110TC450 50 pcs

- Protects wires and prevents debris
- Works with patch panels



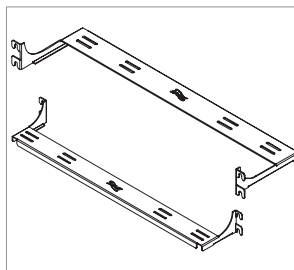
110 4-Pair Punch-Down Tool
ICACSPDT4P 4-Pair Tool
ICACS04PH5 Replacement Blade

- Trims wires simultaneously
- 50 kgs impact force
- Anti-slip rubber grip



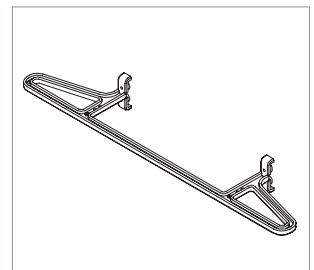
Patch Panel Color Icons
ICMPPSC1xx* Voice & Data, 6 ea
ICMPPICDxx* Data, 12 pcs
ICMPPICVxx* Voice, 12 pcs

- Each set includes 12 icons
- For port identification



Extended Bracket Panel 6-Pack
ICCMSFCMC3 Front, 3" Deep
ICCMSRCMC5 Rear, 5" Deep

- 6 brackets per box
- Provides cable support
- Strong metal construction
- No additional rack mount spaces used



Cable Management Bar
ICMPP25CMB

- Mountable on the back of 110-type patch panel for rear cable support
- ABS plastic for durability