

NS3552-8P-2S NS3552-16P-2T-2S

Industrial Gigabit PoE+ Managed Switches



NS3552-8P-2S
8+2 Industrial Gigabit
PoE+ Managed Switch

NS3552-16P-2T-2S
16+2 Industrial Gigabit
PoE+ Managed Switch

OVERVIEW

The IFS® Industrial Gigabit PoE+ Managed Switches by Interlogix are fully managed Layer 2 switches providing an industrial hardened design. This design provides for operational recovery in the event of a network or power system failure.

The IFS® NS3552-8P-2S is an Industrial Gigabit PoE+ Managed Switch equipped with eight 10/100/1000Mbps RJ45 ports with PoE+ (30w) capabilities and two 100/1000Mbps SFP (fiber) uplink ports.

The IFS NS3552-16P-2T-2S is an Industrial Gigabit PoE+ Managed Switch equipped with sixteen 10/100/1000Mbps RJ45 ports with PoE+ (30w) capabilities and two Gigabit RJ45/SFP (fiber) uplink ports.

Layer 2 Managed Switch

The IFS Industrial Gigabit PoE+ Managed Switch Series supports advanced features including IEEE 802.1Q VLAN, GVRP, port link aggregation, QoS, broadcast storm control and MAC address filtering. The series also includes IGMP snooping and querying multicasting for media operations and bandwidth utilization to fit a variety of applications. Via aggregation of supporting ports, the series allows the operation of high-speed trunk operation combining multiple ports. A maximum of four ports can be assigned for four trunk groups and support fail-over as well. Additionally, the IFS Industrial Gigabit PoE+ Managed Switch Series is compatible with equipment from other vendors that meet IEEE 802.3 standards.

Industrial-grade Network Redundancy and Recovery

These switches not only incorporate the industry standard Rapid Spanning Tree Protocol (IEEE 802.1w RSTP), but also an advanced rapid ring recovery protocol allowing improved network recovery times that are on average less than 20ms for redundant ring topologies. The switches incorporate a redundant power supply system to further enhance network reliability and uptime. Ideal for use in implementing highly fault-tolerant ring and mesh network architectures, these switches are suited for environments such as industrial security, factory automation and intelligent transportation systems (ITS).

Robust Hardened Design

With an IP-30 rated enclosure, IFS Industrial Gigabit PoE+ Managed Switches provide protection against electromagnetic (EMI) and radio-frequency (RFI) interference typically found in industrial environments. This series of switches comply with IEC60068-2-xx standards for free-fall, shock, and vibration and operate in -40°C~75°C temperatures found in difficult environments such as plant floors or in curbside traffic control cabinets.

STANDARD FEATURES

Physical Ports

- RJ45 with Auto MDI/MDI-X and Auto-negotiation
- SFP 100/1000Base-X
- 1 RJ-45 console port

NS3552-8P-2S

- 8-port 10/100/1000Base-T with PoE+ and 2-ports SFP (fiber) 100/1000Base-X

NS3552-16P-2T-2S

- 16-port 10/100/1000Base-T with PoE+ Plus 2-ports SFP (fiber) and 2-ports RJ45 10/100/1000Base-T

Power over Ethernet

- Complies with IEEE 802.3af / IEEE 802.3at Power over Ethernet / End-Span PSE
- IEEE 802.3af / 802.3at devices powered
- Supports PoE Power up to 30.8 Watts for each PoE ports
- Auto detect powered device (PD)
- Circuit protection helps reduce power interference between ports
- Remote power feeding up to 100m
- PoE Management features
- IEEE 802.3af and IEEE 802.3at mode switch control
- Total PoE power budget control
- Per port PoE function enable/disable
- PoE Admin-mode control
- PoE Port Power feeding priority
- Per PoE port power limit
- PD classification detection
- Temperature Threshold Control
- PoE Usage Threshold Control
- PD Alive check/reboot
- PoE schedule

Robust Hardened Design

- IP30 Aluminum metal case protection
- DIN-rail and Wall Mount Design
- 48V DC, redundant power with polarity reverse protect function
- Supports EFT protection 6000VDC for power line
- Supports 6000VDC Ethernet ESD protection
- -40°C~75°C operating temperature

Digital Input/Digital Output

- 2 Digital Input (DI)
- 2 Digital Output (DO)
- Integrate sensors into auto alarm system
- Transfer alarm to IP network via email and SNMP trap

Layer 2 Features

- Prevents packet loss with back pressure (Half-Duplex) and IEEE 802.3x PAUSE frame flow control (Full-Duplex)
- Store-and-Forward architecture and runt/CRC filtering
- Storm Control support
- Broadcast / Multicast / Unicast
- Supports **VLAN**
- IEEE 802.1Q Tagged VLAN
- Up to 255 VLANs groups, out of 4094 VLAN IDs
- Provider Bridging (VLAN Q-in-Q) support (IEEE 802.1ad)
- Private VLAN Edge (PVE)
- Protocol-Based VLAN
- MAC-Based VLAN
- Voice VLAN
- Supports **Spanning Tree Protocol**
- STP, IEEE 802.1D Spanning Tree Protocol
- RSTP, IEEE 802.1w Rapid Spanning Tree Protocol
- MSTP, IEEE 802.1s Multiple Spanning Tree Protocol, spanning tree by VLAN
- BPDU Guard
- Supports **Link Aggregation**

- 802.3ad Link Aggregation Control Protocol (LACP)
- Cisco ether-channel (Static Trunk)
- Maximum 5 trunk groups, up to 8 ports per trunk group (NS3552-8P-2S)
- Maximum 10 trunk groups, up to 8 ports per trunk group (NS3552-16P-2T-2S)
- Up to 16Gbps bandwidth (Duplex Mode)
- Provides Port Mirror (1-to-1)
- Port Mirroring to monitor the incoming or outgoing traffic on a particular port
- Loop protection to reduce the possibility of broadcast loops

Quality of Service

- Ingress Shaper and Egress Rate Limit per port bandwidth control
- 8 priority queues on all switch ports
- Traffic classification
- IEEE 802.1p CoS
- IP TOS / DSCP / IP Precedence
- IP TCP/UDP port number
- Typical network application
- Strict priority and Weighted Round Robin (WRR) CoS policies
- Supports QoS and In/Out bandwidth control on each port
- Traffic-policing policies on the switch port
- DSCP remarking

Multicast

- Supports IGMP Snooping v1, v2 and v3
- Supports MLD Snooping v1 and v2
- Querier mode support
- IGMP Snooping port filtering
- MLD Snooping port filtering
- MVR (Multicast VLAN Registration)



Security

- IEEE 802.1x Port-Based / MAC-Based network access authentication
- Built-in RADIUS client to co-operate with the RADIUS servers
- TACACS+ login users access authentication
- RADIUS / TACACS+ users access authentication
- IP-Based Access Control List (ACL)
- MAC-Based Access Control List
- Source MAC / IP address binding
- DHCP Snooping to filter untrusted DHCP messages
- Dynamic ARP Inspection discards ARP packets with invalid MAC address to IP address binding
- IP Source Guard helps minimize IP spoofing attacks
- Auto DoS rule to help defend DoS attack
- IP address access management

Management

- Switch Management Interfaces
- Console / Telnet Command Line Interface
- Web switch management
- SNMP v1 and v2c switch management
- SSH / SSL and SNMP v3 secure access
- Four RMON groups (history, statistics, alarms, and events)
- **IPv6** IP Address / NTP / DNS management
- Built-in Trivial File Transfer Protocol (TFTP) client
- BOOTP and DHCP for IP address assignment
- Firmware upload / download via HTTP / TFTP
- DHCP Relay
- DHCP Option 82
- User Privilege levels control
- NTP (Network Time Protocol)
- Link Layer Discovery Protocol (LLDP) Protocol
- Cable Diagnostic technology provides the mechanism to detect and report potential cabling issues (NS3552-8P-2S Only)
- Reset button for system reboot or reset to factory default

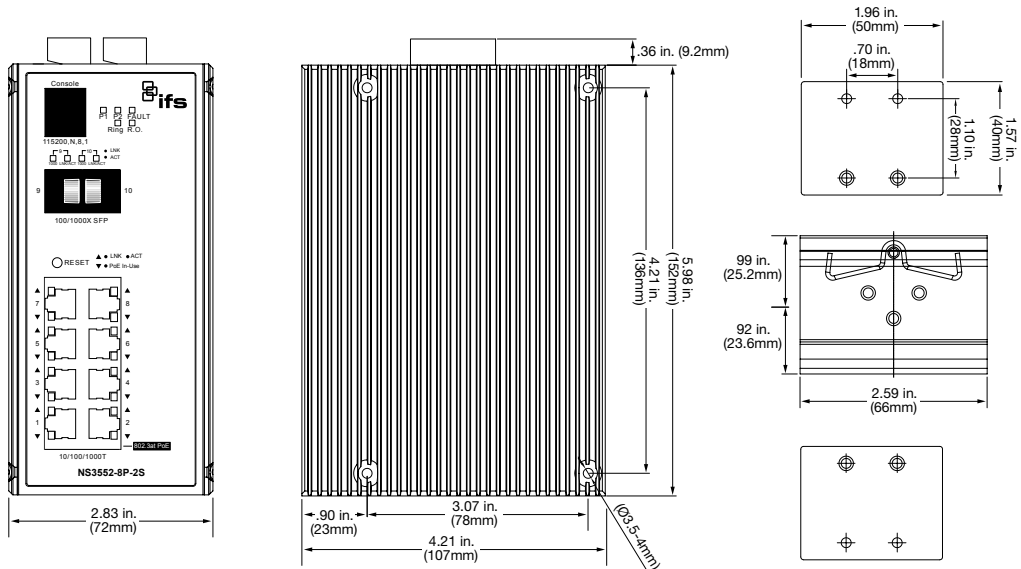
Industrial Gigabit Managed Switch Specifications

PART NO.		NS3552-8P-2S	NS3552-16P-2T-2S	
				
Physical Ports	10/100/1000Base-T Ports	RJ-45 (8)	RJ-45 (16)	
	10/100/1000Base-T Ports	--	RJ-45 (2)	
	100/1000Base-X SFP Ports	SFP Ports (2)		
	Port Configuration	Auto MDI/MDI-X		
	Port Speed	Auto-negotiate		
	Electro Static Discharge (ESD) Protection	6K VDC		
	Console Port	RJ-45 (1)		
Switch Performance	Switch Architecture	Store-and-Forward		
	Switch Fabric	20Gbps/non-blocking	40Gbps/non-blocking	
	Throughput (Packet per second)	14.8Mpps @64Bytes	29.7Mpps @64Bytes	
	Address Table	8K entries		
	Share Data Buffer	4Mbit		
	Maximum Frame Size	9K Bytes (Jumbo Frames)		
	Flow Control	Back pressure for Half-Duplex IEEE 802.3x Pause Frame for Full-Duplex		
Layer 2	Port Configuration	Port disable/enable, Auto-negotiation 10/1000/1000Mbps full and half-duplex mode selection, Flow control disable/enable and bandwidth control on each port		
	Port Status	Display each port's speed Auto negotiation status, duplex mode, link status, Flow control status		
	Bandwidth Control	Bandwidth control per port: Ingress: 500Kb~1000Mbps, Egress: 500Kb~1000Mbps		
	Spanning Tree	IEEE 802.1d Spanning Tree, IEEE 802.1w Rapid Spanning Tree, IEEE 802.1s Multiple spanning tree protocol		
	VLAN	802.1Q Tagged Based VLAN, up to 255 VLAN groups Q-in-Q tunneling Private VLAN Edge (PVE) MAC-Based VLAN Protocol-Based VLAN Voice VLAN MVR (Multicast VLAN Registration) Up to 255 VLAN groups, out of 4094 VLAN IDs		
	Multicast	IGMP (v1/v2/v3) Snooping, up to 255 multicast Groups IGMP Querier mode support MLD (v1/v2) Snooping, up to 255 multicast Groups MLD Querier mode support		
	QoS	Traffic classification based, Strict priority and WRR 8-Level priority for switching - Port Number - 802.1p priority - 802.1Q VLAN tag - DSCP/TOS field in IP Packet		
	Port Mirroring	RX / TX / Both		
	Security	IEEE 802.1x Port-Based / MAC-Based network access authentication. RADIUS / TACACS+ users access authentication. IP-Based Access Control List (ACL). MAC-Based Access Control List. Source MAC / IP address binding. DHCP Snooping. Dynamic ARP Inspection. IP Source Guard helps prevent IP spoofing attacks. Auto DoS rule to help defend DoS attack. IP address access management		
	SNMP MIBs	RFC-1213 MIB-II, IF-MIB, RFC-1493 Bridge MIB, RFC-1643 Ethernet MIB, RFC-2863 Interface MIB, RFC-2665 Ether-Like MIB, RFC-2819 RMON MIB (Group 1, 2, 3 and 9), RFC-2737 Entity MIB, RFC-2618 RADIUS Client MIB, RFC-2933 IGMP-STD-MIB, RFC3411 SNMP-Frameworks-MIB, IEEE 802.1X PAE, LLDP, MAU-MIB		
	Link Aggregation	EEE 802.3ad LACP / Static Trunk; 5 groups of 8-port trunks	IEEE 802.3ad LACP / Static Trunk; 10 groups of 8-port trunks	
	Management Interface	Console, Telenet, Web Browser, SNMP v1, v2c and v3		

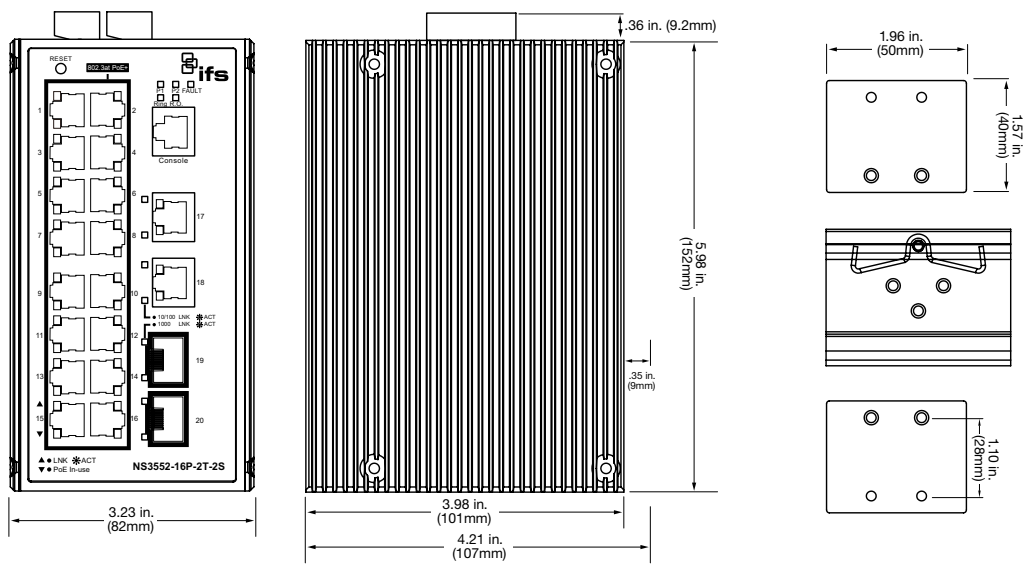
PART NO.		NS3552-8P-2S	NS3552-16P-2T-2S	
				
Power over Ethernet (PoE)	IEEE PoE Standard	IEEE 802.3af/IEEE 802.3at Power over Ethernet/PSE		
	Maximum Devices	8	16	
	Output Power (per-port)	Per Port 56VDC, 350mA max. 15.4 watts (IEEE 802.3af) Per Port 56VDC, 590mA max. 30 watts (IEEE 802.3at)		
	PoE Pin Assignment	1/2(+), 3/6(-)		
LED Status Indicators	System	Power 1 (Green), Power 2 (Green), Fault Alarm (Green), Ring (Green), Ring Owner (Green)		
	10/100/1000Mbps Ports	PoE In-Use (Orange), LNK/ACT (Green)		
	SFP GigE Uplink Ports	1000 (Orange), LNK/ACT (Green)		
Electrical & Mechanical	Power Input 1 (Primary Power)	48VDC	48VDC ~ 56VDC	
	Power Input 2 (Primary Power)	48VDC	48VDC ~ 56VDC	
	Electrical Fast Transient (EFT) Protection	6KV DC		
	Power and Alarm Fault Connector	6-pin removable screw terminal		
	Alarm Fault Relay	1A @ 24VDC		
	Enclosure	IP-30 Metal Case		
	Mounting	DIN-rail or wall-mount		
	Dimensions (in/cm) (W x D x H)	6 x 4.21 x 2.83 in. (152 x 107 x 72mm)	6 x 4.21 x 3.31 in. (152 x 107 x 84mm)	
	Weight (lbs/g)	3.31 lbs., 1.5kg	3.75 lbs., 1.7kg	
Environmental	Operating Temperature	-40°C~-75°C		
	Storage Temperature	-40°C~-85°C		
	Relative Humidity	5%~95% (non-condensing)		
Standards Compliance	Regulatory Standards	FCC Part 15 Class A, CE		
	IEEE/RFC Standards	IEEE 802.3 10Base-T IEEE 802.3u 100Base-TX/100Base-FX IEEE 802.3z Gigabit SX/LX IEEE 802.3ab Gigabit 1000T IEEE 802.3x Flow Control and Back Pressure IEEE 802.1d Spanning Tree Protocol IEEE 802.1w Rapid Spanning Tree Protocol IEEE 802.1p Class of Service IEEE 802.1Q VLAN Tagging IEEE 802.1x Port Authentication Network Control IEEE 802.3af Power over Ethernet RFC 768 UDP RFC 793 TFTP RFC 791 IP RFC 792 ICMP RFC 2068 HTTP RFC 1112 IGMP Version 1 RFC 2236 IGMP Version 2		
	IEC Standards	IEC60068-2-32 (Free fall) IEC60068-2-27 (Shock) IEC60068-2-6 (Vibration)		

Dimensional Diagrams

NS3552-8P-2S



NS3552-16P-2T-2S

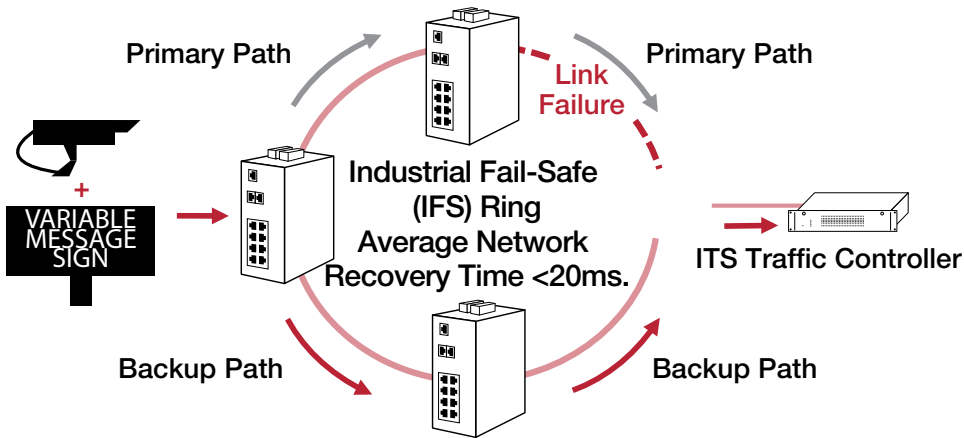


NS3552-8P-2S NS3552-16P-2T-2S

Industrial Gigabit PoE+ Managed Switches

Typical Application

(for NS3552-8P-2S,
NS3552-16P-2T)
Ring Master



Ordering Information

NS3552-8P-2S	8-Port Industrial Gigabit PoE+ Managed Switch (Wide Operating Temp. -40°C~75°C)
NS3552-16P-2T-2S	16-Port Industrial Gigabit PoE+ Managed Switch (Wide Operating Temp. -40°C~75°C)
Included Accessories	User's Manual, DIN-rail Kit, Wall Mount Kit

Note: These switches require a Small Form-factor Pluggable (SFP) for optical uplink use. IFS SFPs are available for multi-mode, single mode, and 1 or 2 fibers for various transmission distances over optical fiber. Please refer to the IFS SFP data sheet to select the appropriate SFP for your particular application needs. IFS S25 or S35 Series SFPs are recommended.

Note: External power supply must be purchased separately.

Accessories

SFP	S30 Series
SFP	S35 Series (wide-temp)
SFP	S20 Series
SFP	S25 Series (wide-temp)
PS48VDC480W-DIN	48VDC Industrial 480W DIN-rail Power Supply



interlogix.com

Specifications subject to change without notice.

© 2016 United Technologies Corporation.
All rights reserved.

All trademarks are the property of their respective owners.
Interlogix is part of UTC Climate, Controls & Security,
a unit of United Technologies Corporation.

2016/11 (GSP-2111)