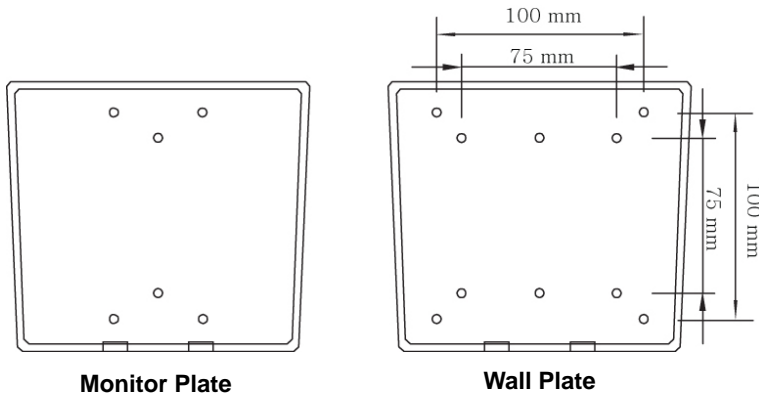


FLAT LCD DISPLAY MOUNT MODEL



WB-5 WALL MOUNT BRACKET

1. Dimension of Bracket



Use the 2 1/4" wood screws, mount the wall plate to wall stud or use enclosed sheet rock mollies



Note : Bracket is intended for use on LCD monitors up to 66 lbs.

Use the 1/2" bolts, mount the monitor plate to back of monitor.



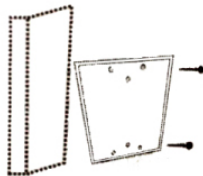
Note : corners holes to accomodate both 75mm or 100mm VESA systems

Use the 1/4" bolts to lock and secure your monitor in place



VESA® is a registered Trademar of the Video Electronics Standards Association

STEP 1



Using the 2 1/4" wood screws, mount the wall plate to wall stud.

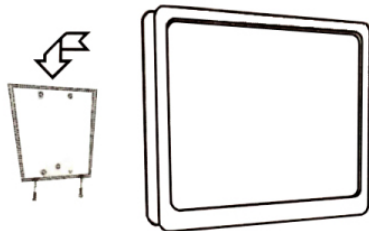
STEP 2

Using the 1/2" bolts, mount the monitor plate to back of monitor.



Depending on your monitor, use the 75mm or 100mm pre-drilled holes.

STEP 3



Simply slip your monitor onto your wall mounts, and secure with 1/2" locking bolts from below, and you are finished Enjoy.