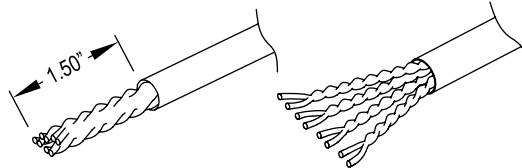
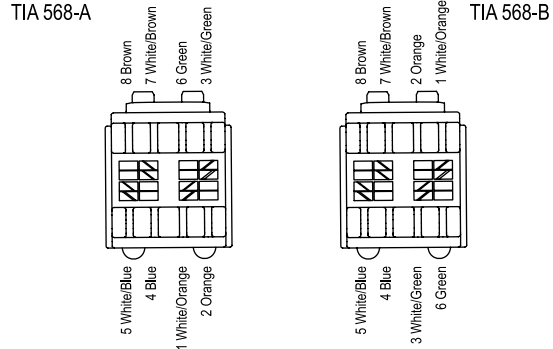


1. Strip approximately 1.50" of cable jacket and separate wires.

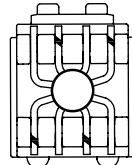


2. Choose between TIA 568-A or TIA 568-B wiring configuration.



3. Sort wires and place into the IDC.

Note: For maximum performance, minimize the untwisting of individual pairs to 0.125"



4. Terminate wires using a Punch-Down Tool.

