

DS-K1T671M(F)

Face and Fingerprint Recognition Terminal



DS-K1T671MF DS-K1T671M

- 7-inch LCD Touch Screen
- 2 MP Dual Wide-Angle Lens
- Adjusts Supplement Light Brightness Manually
- Face Recognition in Dark Environment
- Face Recognition Distance: 0.3 to 3 m
- Deep Learning Algorithm
- 5,000 Face/50,000 Event Capacity
- 5,000 Fingerprint Capacity (DS-K1T671MF Model Only)
- Multiple Authentication Modes
- Face Recognition <0.2 s/User; Accuracy Rate ≥99%
- Import Card/User Data to Device via TCP/IP Communication
- Stand-Alone Operation
- Transmits Data to Client Software via TCP/IP and Saves Data on Client Software
- Save Capture Linkage and Captured Pictures
- Imports Data to Device from Client Software
- Manage/Search/Set Device Data Locally After Device Login
- Connects to One External Card Reader or Access Controller via RS-485 Protocol
- Connects to External Access Controller or Wiegand Card Reader via Wiegand Protocol
- Connects to Secure Door Control Unit via RS-485 Protocol to Avoid Door Opening if Terminal Is Destroyed
- 2-Way Audio w/Client Software/Indoor Station/Master Station
- Remote Live View via RTSP protocol; Encoding Mode: H.264
- NTP, Manual Time Synchronization, Auto Synchronization
- Audio Prompt
- Watchdog Design and Tamper Function
- Attendance Status: Check in/out, Break in/out, Overtime in/out

The DS-K1T671M(F) face and fingerprint recognition terminal is an access control device with a large screen ratio, which supports 1:N face authentication, 1:N fingerprint authentication (DS-K1T671MF model only) card authentication, etc. It can be applied in multiple scenarios such as dwellings, government buildings, banks, enterprises, etc.

** Biometric recognition products are not 100% applicable to anti-spoofing environments. If you require a higher security level, use multiple authentication modes.*

Available Models:

DS-K1T671MF

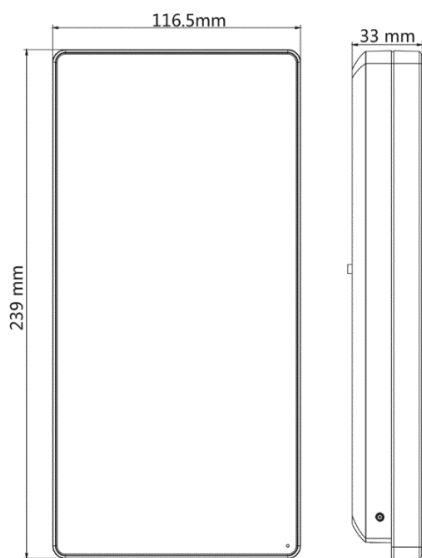
DS-K1T671M

Specifications

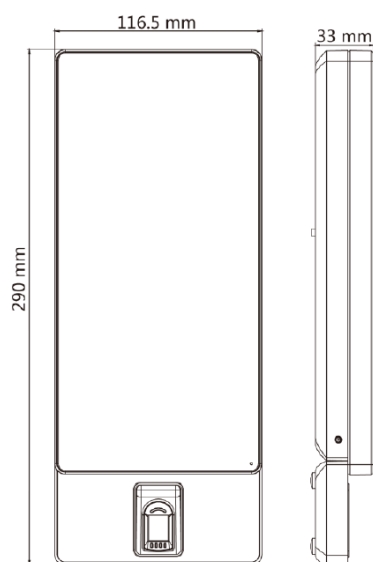
	DS-K1T671M	DS-K1T671MF
Operation System	Linux	
Screen	7-inch touch screen, ratio: 16:9, resolution: 1024 × 600	
Camera	2 MP dual-lens camera, WDR	
Fingerprint Recognizer	--	Supported
Indicator	Supported	
Recognition Mode	Face: 1:1 and 1:N	Face: 1:1 and 1:N Fingerprint: 1:1 and 1:N
Face Capacity	5,000	
Fingerprint Capacity	--	5,000
Face Recognition Duration	<0.2 s per person	
Face Recognition Distance	0.3 to 3 m	
Face Recognition Height	1.4 m to 1.9 m (suggested)	
Card Capacity	6,000	
Card Type	M1 card	
Card Swiping Duration	<1 s	
Card Swiping Distance	0 to 5 cm	
Event Capacity	50,000	
Interface	Network × 1, RS-485 × 1, Wiegand × 1, USB × 1, alarm output × 1, alarm input × 2, lock × 1, door contact × 1, exit button × 1, tamper × 1	
Network	10/100/1000 Mbps self-adaptive	
Working Voltage	12 VDC/3 A	
Power Supply	DS-KP12V-3A: not included	
Working Temperature	-22° to +140° F (-30° to +60° C)	
Working Humidity	0 to 90% (non-condensing)	
Protection Level	IP65	
Tamper	Supported	

* Do not expose equipment to direct sunlight, low ventilation, or heat source such as a heater or radiator, which can cause fire danger.

Dimensions





DS-K1T671M Model



DS-K1T671MF Model

Accessories (Not Included)

	
DS-KAB671-S Protective Rain Shield	DS-KAB671-B Mounting Pole