

NEAR[®]



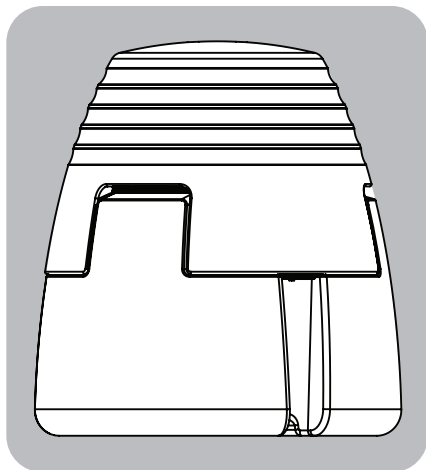
MODEL

IGS212

**ALL-ENVIRONMENT IN-GROUND,
OUTDOOR SUBWOOFER**
Dual 12-inch Metal Alloy Woofers

QUICK START INSTALLATION & SETUP GUIDE

NEAR[®]



IGS212

ALL-ENVIRONMENT IN-GROUND, OUTDOOR SUBWOOFER

featuring Dual 12-inch Metal Alloy Woofers

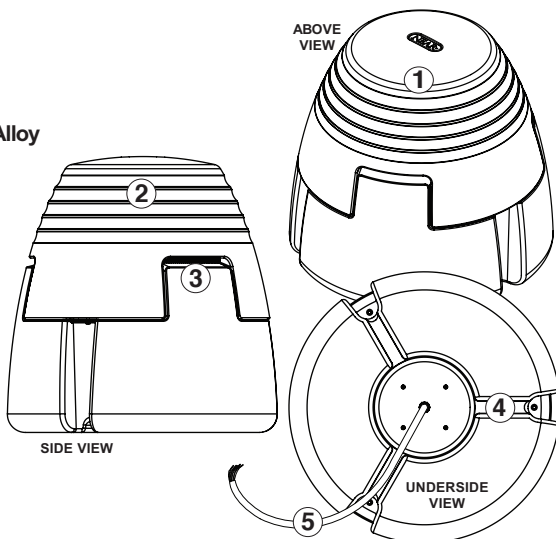
Thank you for your purchase of the NEAR IGS212 subwoofer! This guide will assist in the proper installation of your subwoofer. When you couple the IGS212 with the NEAR XL-Series amplifiers, you are ensured the highest level of bass performance. By taking a few moments to review this setup guide, you ensure that your new system will quickly deliver audiophile-quality musical reproduction. The IGS212 is a sealed bandpass, outdoor subwoofer that provides exceptionally high-impact natural sound and can withstand nearly all types of environment and weather conditions. The subwoofer combines two industry-leading technologies from NEAR: Metal Diaphragm Technology (MDT), which ensures speaker cone stability in all-environmental conditions, and Magnetic Liquid Suspension (MLS), a Ferrofluid seal around the magnet gap and voice coil that provides protection from moisture and corrosion as well as near-perfect voice coil alignment. Incidentally, the in-ground bandpass subwoofer design was originally patented by NEAR.

Placement and Sound Quality

Dispersion of the IGS212 is a full 360 degrees! This means that the orientation of the subwoofer is not critical. We recommend that you install the subwoofer in-ground. The packed earth around the enclosure suppresses enclosure resonance for improved low-frequency definition. The IGS212's enclosure features drainage channels to drain water that may enter the enclosure via the bass vents.


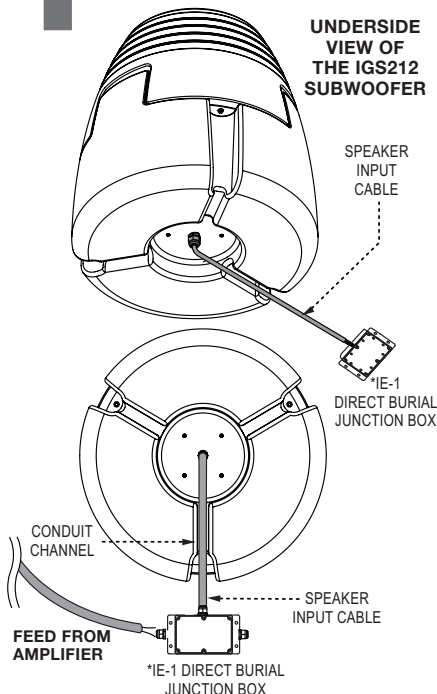
Model IGS212 Subwoofer Features

1. Two (2) 12-inch diameter Metal Alloy Diaphragm Woofers (Internally)
2. High-Density reinforced enclosure with UV inhibitors
3. Low turbulence output vents (3) with protective screens
4. Wiring/Conduit Channels (underside)
5. Input Connection Cable

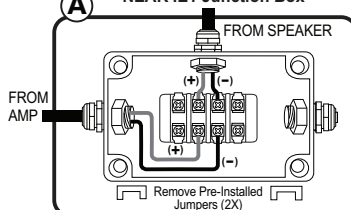


1 In-ground Installation and Connection of IGS212 Subwoofer

Speaker cables from the amplifier to the subwoofer may be directly buried provided you use direct burial-rated stranded speaker cable. We highly recommend the use of a 1" to 1-1/2" ID conduit to protect the wires from degradation and damage due to excavation or normal gardening activities. The NEAR IGS212 subwoofer has entry and exit wire/conduit channels on the bottom of the enclosure. We highly recommend the use of the NEAR IE1 junction box.

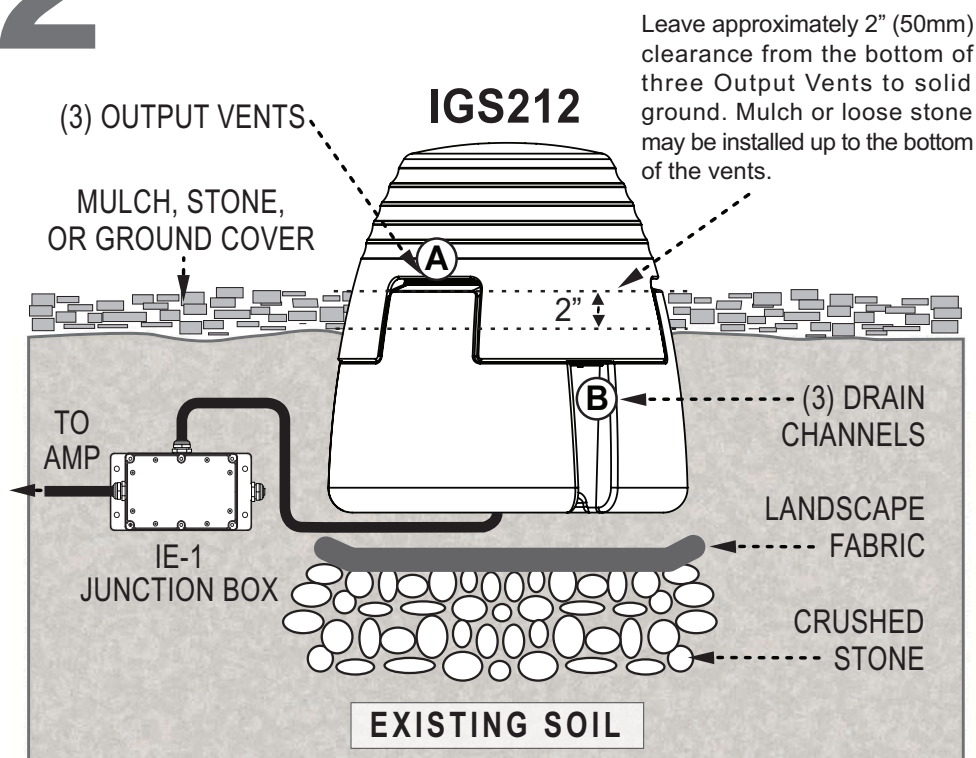


DETAIL Connections using the NEAR IE1 Junction Box



*OPTIONAL: ORDER SEPARATELY

2 In-ground Mounting/Burial of IGS212 Subwoofer




When preparing an IGS212 subwoofer for burial, select an area that allows the depth needed for the enclosure plus 6-inches to allow for a layer of crushed stone or gravel. In most cases, the hole should be dug to a level of 18-24 inches. The lower edge of the 3 Output Vents (A) should be 2-3 inches (50-70mm) above ground level as illustrated above. A layer of mulch or loose stone may be added up to the lower edge of the vents as long as it allows water to flow through. Although the enclosure has channels for draining water that may enter the enclosure through the vents, it is best to prevent water from entering the enclosure in the first place. If the subwoofer is in a location where water may flow around it during heavy rains, raise the subwoofer another 2-3 inches (50-75mm) above ground level. Place a layer of permeable landscape fabric between the crushed drainage stone and the subwoofer.



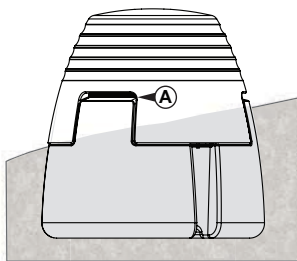
WARNING: Customer is responsible for the wiring materials to/from amplifier and to/from other speakers/subwoofers as well as the selection of the installation area. It is recommended that a professional be consulted when connecting speakers if the installer does not have sufficient knowledge in working with electrical components.

3

In-ground Install Angles of an IGS212 Subwoofer



LEVEL: INSTALL 1



SLOPE: INSTALL 2



SLOPE: INSTALL 3

The IGS212 subwoofer is designed with a slightly angled driver so that when the enclosure is on a level plane (see Install 1 & 2), any moisture will be channeled away from the woofer. DO NOT install the subwoofer at an angle as pictured in Install 3.

NEAR[®]

NOTHING COMES CLOSER

www.nearspeakers.com

4

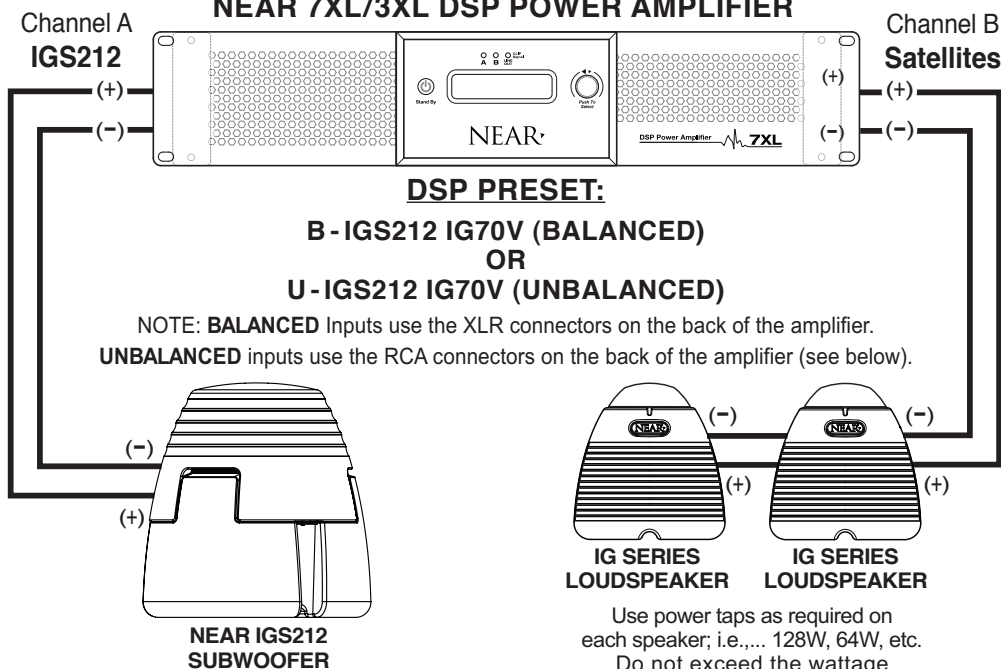
Wiring Connection Setup Example

IGS212 Subwoofer combined with any NEAR Model IG-Series speakers as “Satellites” (Sats)

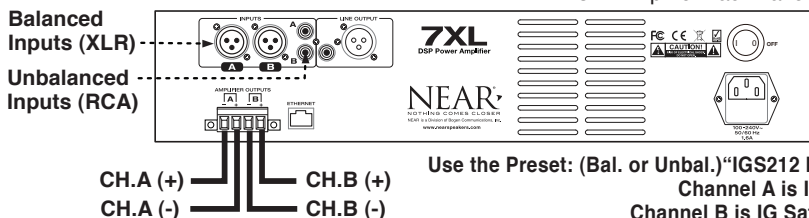
For different or customized systems, download from the NEAR website the NEAR XL GUI File software (www.nearspeakers.com/xl-files.html) to your computer. This will allow complete customization of Output, EQ, Compressor, Limiter, Cross-Over Points and Slopes, and additional control parameters.

EXAMPLE OF A HYBRID SYSTEM: IGS212 AT 4-OHMS/SATS ON 70V

NEAR 7XL/3XL DSP POWER AMPLIFIER



NEAR 7XL/3XL Amplifier Back Panel



5

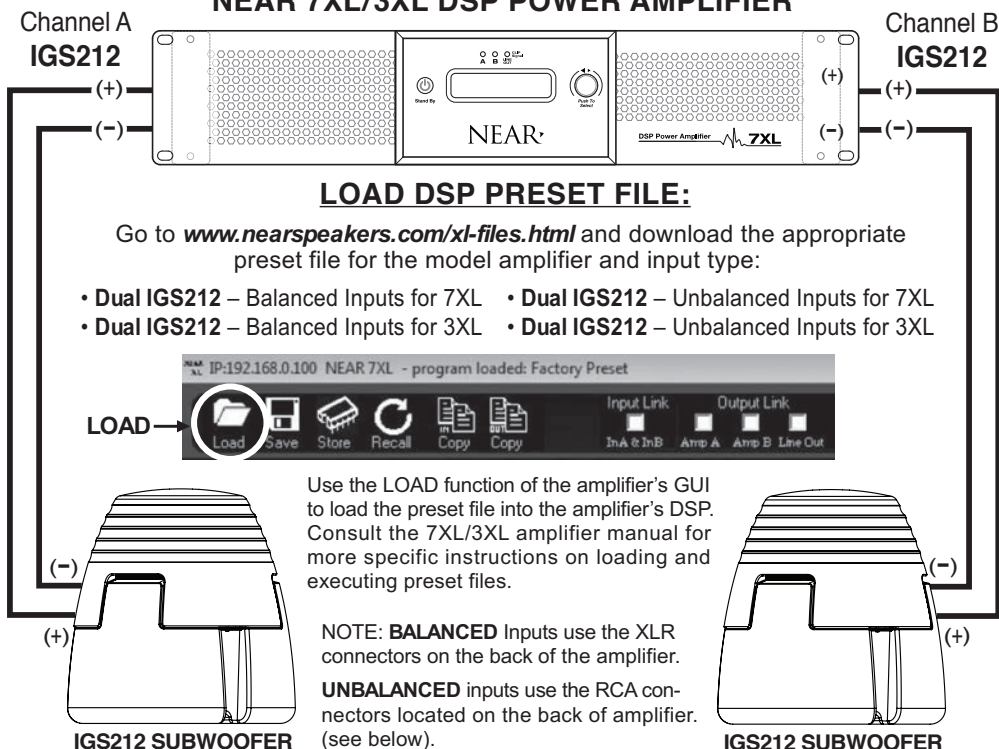
Wiring Connection Setup Example

Dual IGS212 Subwoofer System with NEAR 7XL or 3XL DSP Power Amplifier

For different or customized systems, download from the NEAR website the NEAR XL GUI File software (www.nearspeakers.com/xl-files.html) to your computer. This will allow complete customization of Output, EQ, Compressor, Limiter, Cross-Over Points and Slopes, and additional control parameters.

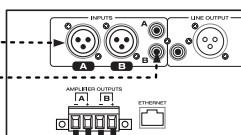
EXAMPLE OF A DUAL SUBWOOFER SYSTEM: IGS212 AT 4-OHMS ON EACH CHANNEL

NEAR 7XL/3XL DSP POWER AMPLIFIER



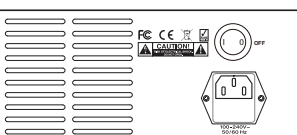
**Balanced
Inputs (XLR)**

**Unbalanced
Inputs (RCA)**



7XL
DSP Power Amplifier

NEAR
NOTHING COMES CLOSER
Made in a factory of precision technology in the USA



CH.A (+)
CH.A (-)

CH.B (+)
CH.B (-)

NEAR 7XL/3XL Amplifier Back Panel

LIMITED WARRANTY: Exclusion of Certain Damages

The **NEAR® IGS212 Subwoofer** is warranted to be free from defects in material and workmanship for 5 (five) years from the date of sale to the original purchaser. Any part of any NEAR product covered by this warranty that, with normal installation and use, becomes defective (as confirmed by Bogen upon inspection) during the applicable warranty period, will be repaired or replaced by Bogen, at Bogen's option, provided the product is shipped insured and prepaid to: Bogen Factory Service Department, 4570 Shelby Air Drive, Suite 11, Memphis TN 38118, USA. Repaired or replacement product will be returned to you freight prepaid. This warranty does not extend to any of our products that have been subjected to abuse, misuse, improper storage, neglect, accident, improper installation, or have been modified or repaired or altered in any manner whatsoever, or where the serial number or date code has been removed or defaced.

THE FOREGOING LIMITED WARRANTY IS BOGEN'S SOLE AND EXCLUSIVE WARRANTY AND THE PURCHASER'S SOLE AND EXCLUSIVE REMEDY FOR NEAR PRODUCTS. BOGEN MAKES NO OTHER WARRANTIES OF ANY KIND, EITHER EXPRESS OR IMPLIED, AND ALL IMPLIED WARRANTIES OF MERCHANTABILITY OR FITNESS FOR A PARTICULAR PURPOSE ARE HEREBY DISCLAIMED AND EXCLUDED TO THE MAXIMUM EXTENT ALLOWABLE BY LAW. Bogen's liability arising out of the manufacture, sale, or supplying of NEAR products or their use or disposition, whether based upon warranty, contract, tort or otherwise, shall be limited to the price of the product. **IN NO EVENT SHALL BOGEN BE LIABLE FOR SPECIAL, INCIDENTAL, OR CONSEQUENTIAL DAMAGES (INCLUDING, BUT NOT LIMITED TO, LOSS OF PROFITS, LOSS OF DATA, OR LOSS OF USE DAMAGES) ARISING OUT OF THE MANUFACTURE, SALE OR SUPPLYING OF NEAR PRODUCTS, EVEN IF BOGEN HAS BEEN ADVISED OF THE POSSIBILITY OF SUCH DAMAGES OR LOSSES.** Some States do not allow the exclusion or limitation of incidental or consequential damages, so the above limitation or exclusion may not apply to you. This warranty gives you specific legal rights, and you may also have other rights that vary from State to State.

NEAR products that are out of warranty will also be repaired by the Bogen Factory Service Department -- same address as above or call 201-934-8500. The parts and labor involved in these repairs are warranted for 90 days when repaired by the Bogen Factory Service Department. All shipping charges in addition to parts and labor charges will be at the owner's expense. All returns require a Return Authorization number. For most efficient warranty or repair service, please include a description of the failure.

Products manufactured and labeled by other companies may be covered by warranties offered by such companies. Please call Bogen Customer Service or refer to product packaging for manufacturer's warranty for non-NEAR branded products.

11/2014



YOU MUST ACCURATELY FOLLOW THE INSTRUCTIONS FOR ALL THE PARTS INVOLVED IN THIS INSTALLATION. FAILURE TO DO SO CAN CAUSE SERIOUS INJURY OR DEATH TO YOURSELF OR OTHERS AND MAY EXPOSE YOU TO POSSIBLE LEGAL ACTION.



NEAR®
NOTHING COMES CLOSER

www.nearspeakers.com

NEAR® is a division of Bogen Communications, Inc.